



**Community Coordinator Care for Children Inc,
Head Start / Early Head Start
2011-2012 Annual Report**



The goal of the Head Start / Early Head Start program is to bring about a greater degree of social competence in children with low income families, taking into account the inter-relatedness of cognitive and intellectual development, nutritional needs, and other factors.

Welcome to the 4C Head Start and Early Head Start Program Annual Report. The following report provides financial, enrollment, and services information.

Financial Information

Head Start program year is August 1, 2011 to July 31, 2012

The total amount of public and private funds received and the amount from each source:

Revenues for 2011-2012

US Department of Health & Human Services: \$3,789,264
HHS-Training & Technical Assistance: \$41,368
Osceola Board of County Commissioners: \$116,333
VPK (State funded Pre-K): \$425,268
City of Kissimmee: \$8,000
Other Cash Donations: \$3,726
Non-Cash In-Kind Donations: \$427,179
Total Revenue: \$4,811,138

An explanation of budgetary expenditures and proposed budget for the fiscal year:

Expenditures for 2011-2012

Total Budgetary Expenditures: \$4,811,138
Training and Technical Assistance: \$41,368
Salaries: \$2,630,671
Benefits: \$831,139
Travel: \$16,948
Equipment: \$31,264
Children's Expenses: \$124,870
Parent Activities: \$18,539
All Other: \$689,160
In-Kind: \$427,179

Early Head Start program year is September 20, 2011 to July 31, 2012

The total amount of public and private funds received and the amount from each source:

Revenues for 2011-2012

US Department of Health & Human Services: \$2,550,552
HHS-Training & Technical Assistance: \$15,360
Osceola Board of County Commissioners: \$16,667
Other Cash Donations: \$10,000
Non-Cash In-Kind Donations: \$215,091
Total Revenue: \$2,807,670

An explanation of budgetary expenditures and proposed budget for the fiscal year:

Expenditures for 2011-2012

Training and Technical Assistance: \$16,003
Salaries: \$947,935
Benefits: \$214,389
Travel: \$11,974
Equipment: \$5,411
Supplies: \$15,658
Early Learning Services: \$1,145,182
All Other: \$236,027
In-Kind: \$215,091
Total Expenditures: \$2,807,670

The results of the most recent review by the Secretary of HHS and the Financial Audit:

Most recent review by the Secretary of HHS

The Triennial Head Start/Early Head Start review was conducted in December 2011. A Summary Letter indicated zero deficiencies and Seven non-compliances. The program was given 120 days to resolve non-compliances and has done so.

In January 2012, the CLASS was performed in Head Start classrooms. Though scores in all domains were within the tool's threshold for providing developmentally appropriate interactions, the score on the Classroom Organization was in the bottom 10%.

Financial Audit

The most recent independent financial and compliance audit conducted by a Certified Public Accounting firm for the year ended December 31, 2011, resulted in an unqualified opinion, no management, and no findings or questioned costs.

Services to Children and Families

The Agency's efforts to prepare children for kindergarten:

Head Start

The program uses research-based *Creative Curriculum* with a thematic approach. A web-based assessment system creativecurriculum.net is used to track the progress of children in the eight domains of Language Development, Literacy, Mathematics, Science, Creative Arts, Social and Emotional Development, Approaches to Learning, and Physical Health and Development.

Of the children served during the Head Start school year, 319 moved onto local kindergartens. Transition activities that both our parents and children participate in help acclimate and improve their preparation for kindergarten. Achieving 100% using outcome statistics is difficult because of the transitory nature of our communities and of the families served. As previously mentioned, the funded enrollment is 526, but 624 children were served during the year.

Early Head Start

The program helps form the critical foundation during the period birth to three which will positively influence each child's later learning habits. Key during this period is the development of trust in an adult caregiver and a strengthening sense of security. Facility environments are designed to allow infants, toddlers, and twos to explore, to the extent they wish, all the age-appropriate materials provided in their surroundings. 4C utilizes the ITERS (Infant Toddler Environment Rating Scale) to ensure the environment in which our children are cared for meets or exceeds all developmental criteria. Preparation for Kindergarten becomes even more of a focus when the three year old enters the Head Start program. The development of these necessary educational skills will have a much stronger footing thanks to the EHS experience in their formative years.

Funded enrollment and total number of children served during the program year:

4C Head Start/Early Head Start is funded to provide services to 774 children. During 2011-2012 both programs provided service to 1,070 children and 976 families. The program maintained 100% enrollment throughout the year. Most of the children served were income eligible (including children below 100% poverty line, on public assistance, foster children, and homeless).

The graphs on the following page illustrate our enrollments by program and age group.

Enrollment Statistic

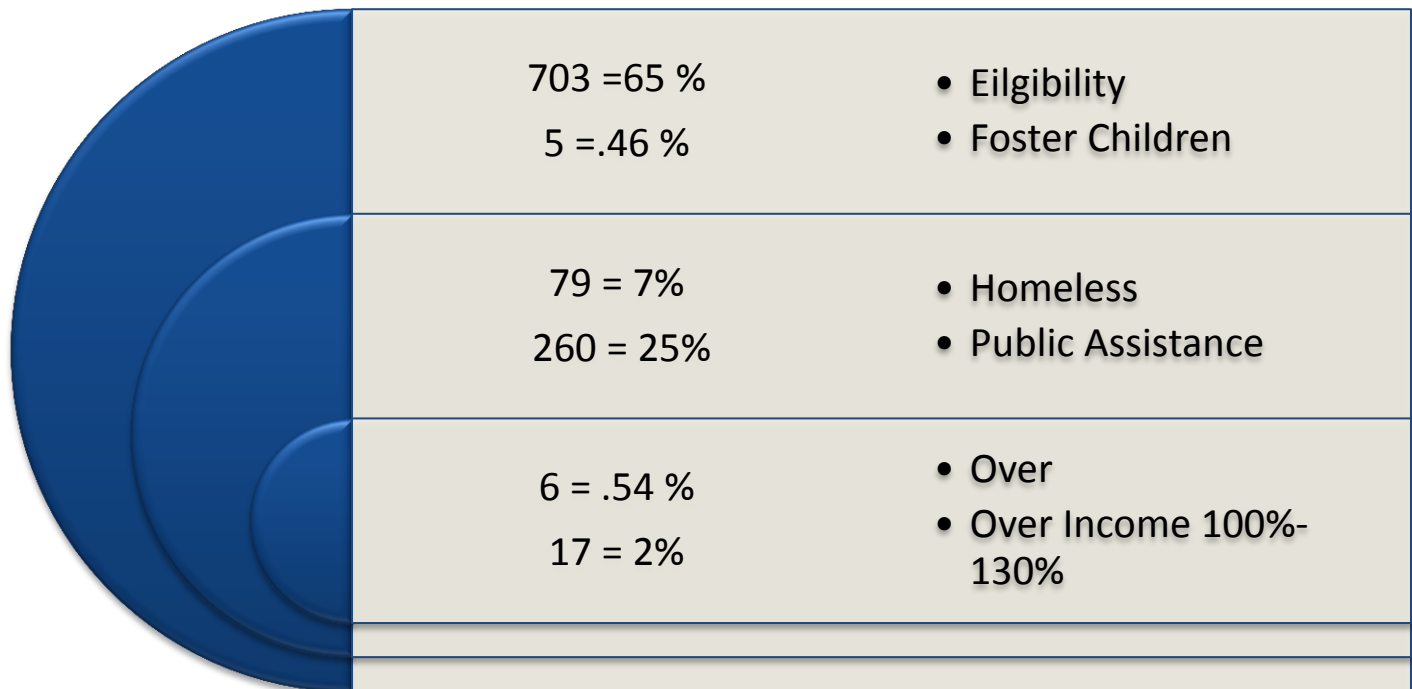
Head Start		Early Head Start	
Funded Enrollment	526	Funded Enrollment	248
Actual Enrollment	526	Actual Enrollment	248
Enrolled Children with a Disability	12	Enrolled Children with a Disability	34
Average Monthly Enrollment	100%	Average Monthly Enrollment	100%
Total Children Served	624	Total Children Served	446

Enrollment by Child Age

Head Start		Early Head Start	
Children by Age	# Enrolled	Children by Age	# Enrolled
5 year old	0	3 year old	0
4 year old	380	2 year old	160
3 year old	244	1 year old	153
Total	624	Under 1 year	125
		Pregnant Mom	8
		Total	446

Enrollment by Eligibility Criteria 2011-2012

Our Head Start / Early Head Start programs are required to verify family income before determining a child is eligible to participate in the program.



Average monthly enrollments as a percentage of funded enrollments:

Head Start

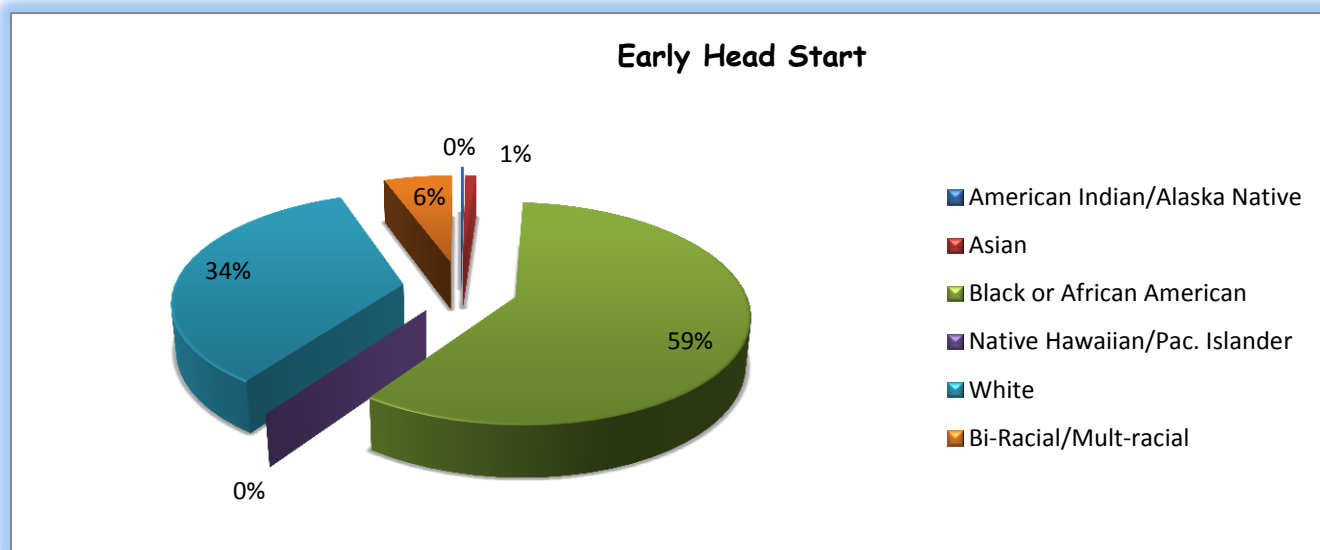
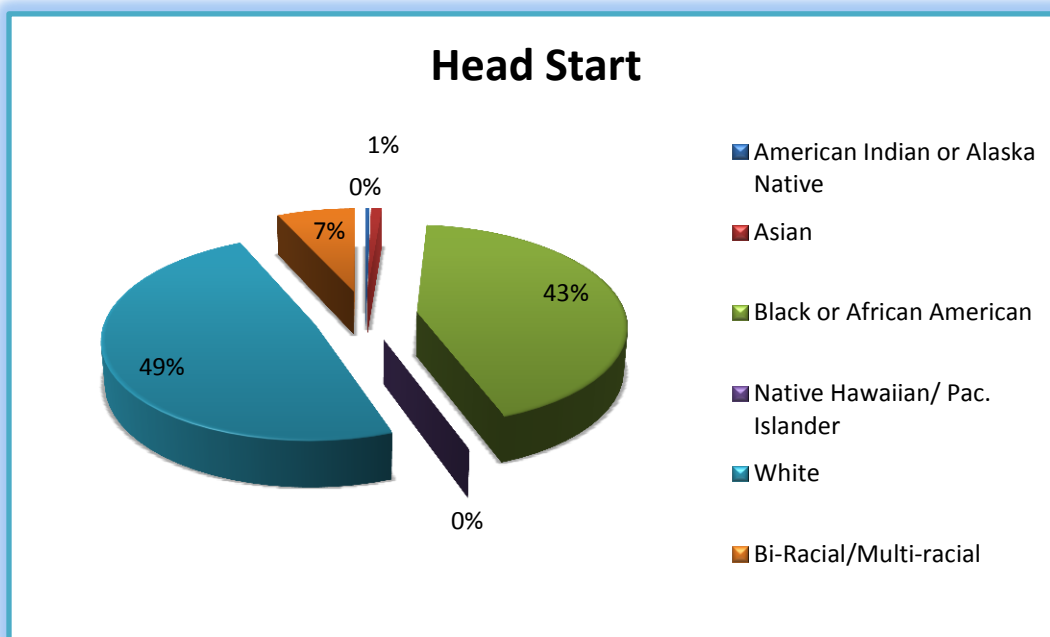
August	99 %
September	100%
October	100%
November	100%
December	100%
January	100%
February	100%
March	99%
April	100%
May	98%
June	97%
July	no school

Early Head Start

September	99%
October	100%
November	100%
December	100%
January	100%
February	100%
March	98%
April	95%
May	100%
June	100%
July	94%
August	96%

Head Start Head Start 2011-2012

Race and Ethnicity



Both Programs-Hispanic or Latino Origin: **458**
Both Programs-Non-Hispanic or Non-Latino Origin: **612**

During the 2011-2012 Program Year the Head Start/ Early Head Start Program approximately 43% of the children is of Hispanic origin and the primary language of the homes is Spanish. The Hispanic population showed the most growth, increasing from 3%.

4C Head Start Centers:	VPK Sites:	4C Early Head Start	Contract Sites:
Osceola County: 10 Classrooms		Osceola County: 4 Classrooms	
Baker Drive: 3500 Baker Dr. Kissimmee 34741 # 321-219-3219	✓	Ericka Montoya Family Child Care: 967 Gascony Court Kissimmee, #407-847-2776	✓
Palm Plaza: 2232 Irlo Bronson Hwy, Kissimmee #321-219-6200	✓	Little Angels Family Child Care: 1609 Eola Court, Kissimmee, #407-870-1569	✓
Tennessee: Tennessee Avenue, St. Cloud #407-321-219-6203		Naomi Helligar Family Child Care: 2361 North Smith Street, Kissimmee, #407-847-0843	✓
Seminole County: 19 Classrooms		UCP Donegan: 448 W. Donegan, Kissimmee, # 407-932-3445	✓
Altamonte: 525 Pineview Street, Altamonte Spring, 32701 #407-332-5159		Palm Plaza: 2232 Irlo Bronson Hwy. Kissimmee, #321-219-6200	
Hamilton: 1414 Celery Street, Sanford, #407-376-2358		Seminole County: 5 Classrooms	
Lawton: 188 S. Lake Jessup Road, Oviedo, 32765, #407-332-5159	✓	All God's Children: 240 San arcos Ave., Sanford Rd., Sanford, #407-321-8845	✓
Midway: 2251 Jitway Street, Sanford, 32771 #407-321-4978		Kidz Kare: 2581 S. Sanford Rd., Sanford, #407-878-7618	✓
North Street: 900 North Street, Longwood, 32750 #407-332-5159		First United Methodist Preschool: 419 S. Park Ave., Sanford, #407-332-7905	✓
Park Avenue: 301 South Oak St., Sanford #407-321-6334	✓	Light Years Ahead Preschool: 398 N. Douglas Ave., Altamont Springs, #407-862-4737	✓
Pine Crest: 405 West 27th Street, Sanford, 32811 #407-321-4978		UCP Lake Mary 3590 N. US Hwy-1792, Suite1038 (407) 322-6222	✓
<p>Head Start currently serves over 526 children throughout two counties at 10 Center Based sites within 29 classrooms.</p> <p>Early Head Start currently serves over 248 children throughout three counties in 2 Agency Operated Center Based locations and in 18 Service Provider Sites.</p>		Orange County: 22 Classrooms	
		Apple: 1400 Jordan Dr., Orlando, 407-850-2003	✓
		BETA: 4680 Lake Underhill Rd., Orlando, #407-277-1942	✓
		Marina Cross Family Child Care: 1250 Alapaha Lane, Orlando, #407-308-0945	✓
		Orlando Day Nursery: 626 Lake Dot Circle:, Orlando, #407- 422-5291	✓
		Pine Hills Preschool: 627 N. Pine Hill, Orlando, #407-295-4180	✓
		The Little Red Train Preschool: 647 W. Indiana Street, Orlando, #407-841-9543	✓
		UCP Holloway: 3305 S. Orange Ave., Orlando, #407-852-03374	✓
		UCP Pine Hills: 5800 Golf Club, Orlando, #407-299-5553	✓
		UCP Winter Garden: 630 S. Dillard Street, Winter Garden, #407-905-0531	✓
		Rio Grande: 1264 South Rio Grande Ave., Orlando, 32805	



Parent Involvement Activities

Father Involvement

4C Head Start/Early Head Start encourages fathers/ males to volunteer and to play an active role in their child lives and our program. During 2011-2012 program year the number of enrolled children whose father/father figure participated in classroom/home activities was 194.





Diversity In Head Start / Early Head Start Children



4C Head Start/Early Head Start programming embraces ethnic, cultural and linguistic diversity from all aspects of our families and children's lives. Throughout the agency, management and staff provide opportunities for children and families to learn about different cultures and customs; in addition, our staff uses these skills and diverse cultures to continue building upon what each child and family brings to the program.



Parent Statistics

Total Number of Families 976



Parent Employment

Head Start

Two-Parent Families:		One Parent Families	
▪ Both Parents Employed	25	▪ One Parent Employed	168
▪ One Parent Employed	138	▪ One Parent Unemployed	205
▪ Both Parent Unemployed	50		
Total	213	Total	373

Early Head Start

Two-Parent Families:		One Parent Families	
▪ Both Parents Employed	23	▪ One Parent Employed	131
▪ One Parent Employed	61	▪ One Parent Unemployed	137
▪ Both Parent Unemployed	38		
Total	122	Total	268

Parent Statistics Cont...



Job Training / School

Head Start

Two-Parent Families:		Single Parent Families	
▪ Both Parents/Guardians are in job training or school	3	▪ Parents/Guardians is in job training or school	50
▪ One Parent /Guardians is in job training or school	28	▪ Parent /Guardians is not in job training or school	323
Total	31	Total	373

Early Head Start

Two-Parent Families:		One Parent Families	
▪ Both Parents/Guardians are in job training or school	3	▪ Parents/Guardians is in job training or school	54
▪ One Parent /Guardians is in job training or school	24	▪ Parent /Guardians is not in job training or school	214
Total	27	Total	268

Parent Statistics Cont...



Parent Guardian Education

Head Start		Early Head Start	
Advance degree or baccalaureate degree	9	Advance degree or baccalaureate degree	37
Associate degree, vocational school, or some college	163	Associate degree, vocational school, or some college	76
High school graduate or GED	93	High school graduate or GED	74
Less than school graduate	321	Less than school graduate	203
Grand Total	586	Grand Total	390

Federal or Other Assistance

Head Start			Early Head Start		
TANF	57	8%	TANF	34	5%
SSI	82	11%	SSI	101	16%
WIC	298	41%	WIC	292	45%
SNAP	287	40%	SNAP	215	34%

Program Volunteers

Volunteers have an important role in the Head Start /Early Head Start programs. In 2011-2012, volunteers provided 58,108.39 hours of valuable services amounting to \$690,327.68 toward both programs Non-Federal match in funding. We need parent/guardians to strongly consider volunteering their time at least once a week to assist in our programs. As part of the Head Start and Early Head Start programs, parent/guardian involvement is included as part of the Head Start and Early Head Start Standard for the programs. Parent/Guardians are also encouraged to work on different activities with their child in the home. In this way, parent/guardians assist in the reinforcement of new skills or concepts introduced in the classroom and during home visits. This also helps to assist in meeting each child's individual goals. 4C Head Start / Early Head Start needs the involvement of parents, families, community members, 4C Board of Directors and members of policy groups to conduct activities for the Head Start / Early Head Start programs. The reasonable value of the time donated/volunteered by people, while conducting activities in assisting in our programs, will help with the contribution of non-federal funds required by the funding grant directives.



Come hang out with us and have fun while you learn and volunteer!

Medical and Dental Screening and Exams

Medical Services

(Children who are up-to-date)

Head Start (624)

Early Head Start (446)

585 - 94%

438- 99%

Medical Home

Head Start (624)

Early Head Start (446)

618 – 99%

364 – 82%

Dental Home Services

Head Start (624)

Early Head Start (446)

520 – 84%

356-80%

Nutrition Services

Head Start/Early Head Start providing nutritious meals to children is a fundamental Head Start service. Height, weight, and body mass index (BMI) were monitored for all children during the school year. This information was also shared with families. The children participated in classroom activities using our nutrition program.

Body Mass Index (BMX)

Head Start

Underweight :

42

Healthy weight :

415

Overweight :

72

Obese:

95

Immunization Services

To attend Head Start / Early Head Start, your child must have proof of current immunization (including current TB and HIB vaccine).

Head Start (624)	Early Head Start (446)
624 -100%	446-100%

Head Start / Early Head Start, health services for all children include medical and dental screenings, follow-up for identified problems, nutrition screenings, growth tracking, health and nutrition activities in the classrooms and on home visits, and parent information on health. Head Start has a goal of helping each family establish a long term medical home for quality care. In order for us to protect all children enrolled, do not send your child to school if he/she has any contagious illness or condition - if you are not sure, contact your child's teacher. If your child needs to take medication during school hours, you must sign a prescription release form. The form will allow the teacher (s) to give the medicine at the right time. All medicine must be in its original container. Most doctors are aware of this licensing requirement and will give you two prescriptions - one for home and one for child care center.

Head Start (624)	Early Head Start (446)
541 – 87%	417 – 94%

Mental Health - Disability Services

Our goal in Early Head Start/Head Start is to provide environments most likely to help children make fullest use of their potential as preschool learners. Mental Health and Disabilities Services assist families and teachers in identifying children who could benefit from additional support. The screenings and Early Steps/school district evaluations are designed to deepen the understanding of each child’s current strengths and skills, and in no way predict a child’s future skills or abilities. Early support and intervention create the greatest opportunities for success.

Mental Health Statistics:

- Number of children screened: 12
- Number of children with an IEP: 12
- Number of children with a referral: 12

Disability Statistics:

Number of children screened: 34

Number of children with an IEP: 34

Health services for all children include medical and dental screenings, and follow-up for identified problems discovered during the initial screenings; in addition, Health Services provides nutritional screenings, growth tracking, and nutritional activities in the classrooms and on home visits. Parents also are provided information on health and nutritional issues while in the classrooms and during home visitations. The 4C Head Start program has established a goal/standard of helping each family obtain and maintain long term medical care for quality home care.